

2003 Election Results

1st Senatorial District									
Candidate	ED 1	ED 2	ED 3	ED 4	ED 5	ED 6	ED 7	ABS	Total
Barcinas, Manases Manglona						491		46	537
Manglona, Paul Atalig						629		90	719

2nd Senatorial District									
Candidate	ED 1	ED 2	ED 3	ED 4	ED 5	ED 6	ED 7	ABS	Total
Cing, David Mendiola					266			24	290
San Nicolas, Henry Hofschneider					584			31	615

3rd Senatorial District									
Candidate	ED 1	ED 2	ED 3	ED 4	ED 5	ED 6	ED 7	ABS	Total
Crisostimo, Luis Palacios	1110	159	495	410				101	2275
Deleon Guerrero, Ramon Santos	673	54	231	270				90	1318
Mafnas, Jose Camacho	729	189	503	288				78	1787
Quitugua, Joaquin Terlaje	48	6	18	24				7	103
Salas, Andrew Sablan	591	117	273	289				78	1348

House of Representatives Election District 1									
Candidate	ED 1	ED 2	ED 3	ED 4	ED 5	ED 6	ED 7	ABS	Total
Ada, Isidro Terlaje	376							20	396

Villagomez, Timothy Pangelinan	1468							62	1530
--------------------------------------	------	--	--	--	--	--	--	----	------

House of Representatives Election District 2									
Candidate	ED 1	ED 2	ED 3	ED 4	ED 5	ED 6	ED 7	ABS	Total
Babauta, Oscar Manglona		490						12	502
Borja, Manasses Sablan		209						8	217
Ichihara, Vicente Aldan		221						7	228
Lizama, Jesus San Nicolas		449						9	458

House of Representatives Election District 3									
Candidate	ED 1	ED 2	ED 3	ED 4	ED 5	ED 6	ED 7	ABS	Total
Attao, Jesus Torres			954					36	990
Camacho, Luis Salas			344					23	367
Camacho, Vicente Cabrera			326					27	353
Dela Cruz, Francisco Santos			673					24	697
Faisao, Melvin Lawrence Odoshi			670					16	686
Fitial, Benigno Repeki			1096					33	1129
Hofschneider, Heinz Sablan			1056					44	1100
Olopai, Maximo Lairopi			503					18	521
Palacios, Arnold Indalecio			863					43	906
Reyes, Charles Palacios Jr.			580					21	601
Sablan, Christopher Bares			250					14	264

Sablan, Isidro Atalig			492					13	505
Santos, Antonio Aguon			256					29	285
Seman, Remedio Laniyo			317					16	333
Tebuteb, Ramon Angailen			762					26	788
Torres, Stanley Estanislao Tudela Mcginnis			691					39	730
Torres, William Sablan			697					46	743
Yumul, Ray Naraja			860					28	888

House of Representatives Election District 4									
Candidate	ED 1	ED 2	ED 3	ED 4	ED 5	ED 6	ED 7	ABS	Total
Aldan, Francisco Leon Guerrero				499				32	531
Cabrera, Gloria Annette Dela Cruz				503				39	542
Cabrera, Ignacio Villagomez				386				20	406
Norita, Claudio Kotomar				777				28	805
Quitugua, Justo Songao				855				46	901

House of Representatives Election District 5									
Candidate	ED 1	ED 2	ED 3	ED 4	ED 5	ED 6	ED 7	ABS	Total
Palacios, Norman Sablan					649			43	692

House of Representatives Election District 6									
Candidate	ED 1	ED 2	ED 3	ED 4	ED 5	ED 6	ED 7	ABS	Total
Manglona, Laura Inos						193		21	214

Taisacan, Juanita Mundo						421		70	491
Taitano, Marja Lee Czechowicz						593		60	653

Board of Education 3rd Senatorial District									
Candidate	ED 1	ED 2	ED 3	ED 4	ED 5	ED 6	ED 7	ABS	Total
Benavente, Roman Cepeda	2372	361	952	791				250	4726
Jones, Egredino Mendiola	1480	255	788	864				169	3556
Malone, Juanita Seman	1334	206	953	584				186	3263





First Senatorial District Special Election									
Candidate	ED 1	ED 2	ED 3	ED 4	ED 5	ED 6	ED 7	ABS	Total
Atalig, Fermina Manglona						152		18	170
Ayuyu, Juan Masga						415		33	448
Hocog, Paterno Songao						572		80	652













Second Senatorial District Special Election									
Candidate	ED 1	ED 2	ED 3	ED 4	ED 5	ED 6	ED 7	ABS	Total
Mendiola, Joseph Masga					525			30	555
Villagomez, Manuel Pangelinan					323			23	346

Judge Juan Tudela Lizama's Retention Question		
District	Yes	No
ED 1	2672	1056
ED 2	452	154
ED 3	1364	550
ED 4	1048	499
ED 5	578	166
ED 6	776	248
ED 7		
ABS	357	198

Rota Popular Initiative		
District	Yes	No
ED 1		
ED 2		
ED 3		
ED 4		

Total	7247	2871
-------	------	------

ED 5		
ED 6	668	418
ED 7		
ABS	85	54
Total	753	472

Tinian Popular Initiative		
District	Yes	No
ED 1		
ED 2		
ED 3		
ED 4		
ED 5	634	139
ED 6		
ED 7		
ABS	34	18
Total	668	157